



# **Springs Ranch Elementary Improvement Plan**

Jul 01, 2021 - Jun 30, 2023

Report Created On: Oct 19, 2021

## **Springs Ranch Elementary Contact Information**

Jim Kynor, Principal

4350 Centerville Drive, Colorado Springs, CO 80922

719.494.8600

[jkynor@d49.org](mailto:jkynor@d49.org)



## Springs Ranch Elementary

School Overview - Springs Ranch Elementary School is located in Eastern El Paso County in School District 49. Our school has approximately 540 students ranging from Preschool age through fifth grade. Springs Ranch is a comprehensive neighborhood school that is student-focused, offering a strong academic foundation and well-rounded program of enrichment opportunities and character development. Springs Ranch serves a diverse population of students and families with a variety of socioeconomic statuses and cultural backgrounds. We serve a wide range of students including those with special needs through a broad spectrum of services and programs. Additionally, Springs Ranch offers programs in culturally/linguistically diverse and gifted education. Springs Ranch Elementary School is dedicated to supporting each child to reach their fullest potential by providing an equitable and inclusive atmosphere. We offer a rich menu of before and after school programs to our students, enhancing our ability to educate the whole child. At Springs Ranch Elementary, students are inspired to collaborate, learn, and grow through learning opportunities that allow students to achieve mastery at different paces, paths, and places. All students receive instruction in the core content areas of ELA, math, science, and social studies. Additionally, all students participate in Art, Music and PE classes.

Springs Ranch Elementary is rated by the Colorado Department of Education as a "Performance" school as we are categorized as "meet" in Academic Achievement and "Approaching" in Academic Growth on the School Performance Framework.

Assessment Participation - Springs Ranch met the state assessment participation rate as more than 95% (+98%) of our students participated in taking the 2019 CMAS assessments in ELA, Math, and Science.

Process and Stakeholder Involvement - Springs Ranch Elementary School Building Leadership Team (BLT) reviews current and trend data to determine major improvement targets. Current data, progress towards prior year's performance targets, prioritization of performance challenges were first reviewed by the Springs Ranch Leadership Team. This group of professionals consists of General Education teachers from each grade level, Special Education teacher, Specialist teacher, Literacy Coach, Assistant Principal and the Principal. As a team, we initially met to analyze data, identify needs and challenges, and to isolate root causes. The Leadership Team members shared the information with their grade level teammates during Collaborative Planning Team (CPT's) meetings. From there, grade level teams and individual teachers analyzed achievement data to identify trends, patterns and specific needs. Teams then identified curriculum and instructional needs, trends, and possible root causes. Furthermore, representatives of the BLT met with SAC to share results. The Leadership team meets quarterly with the SAC to review our school-wide Plan. The SAC reviewed the final improvement plan for the 2020-2021 school year on September 15, 2021.

Springs Ranch Elementary School has demonstrated achievement in the "performance" range with inconsistent growth on the CMAS test for the last three years this assessment was given. We have "met" achievement targets for all subgroups with the following exceptions: English learners and students with disabilities for ELA, as well as students with disabilities for Math. In academic growth, students were "approaching" for ELA, with "does not meet" for minority students. Springs Ranch "met" academic growth in Math, with free/reduced lunch and minority students in the "approaching" category. Our local assessment data for ELA indicates similar progress and achievement. Additionally, our Acadience Reading scores indicated high percentages of students at benchmark or higher across most grade levels.

On our annual culture and climate survey, students have opportunity to rate various statements on a 1- 5 scale (5 being positive agreement). Students at Springs Ranch rated " My teacher cares about me" as their highest agreement score with a score of 4.73. The lowest rating with a score of 3.84 was "Students show respect for each other at this school."



2) Culture and Climate - All staff members need to continue to develop the capacity to build relationships with students and create learner-centered cultures within all classrooms.

These root causes were examined and verified by assessment data and perception data, with input from the building leadership team, and reviewed by the School Accountability Committee (SAC).

### Action Plan 6.1

Progress 25%

Student Success

Updated on Sep 02, 2021 20:18:44

Scheduled W.I.N. (What I Need) time to provide focused skill instruction to groups of students.

### Project (Goals) 6.1.1

Updated on Mar 04, 2021 15:32:31

Jul 01, 2020 - Jun 30, 2021

Progress 25%

√ Complete STAR 360 professional development

SY21 Increase proficiency in Reading and Math for grades K-5 at SRES

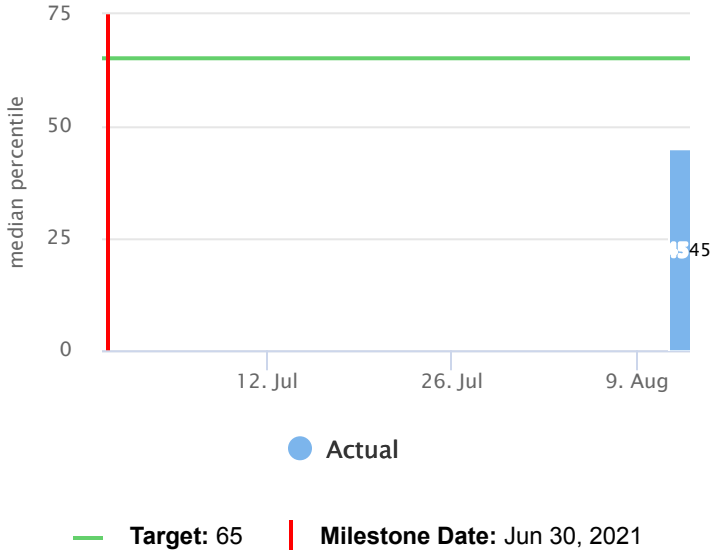
#### Checklist (Equal Weighting) : 1/4

- ~~Complete STAR 360 professional development~~
- Hold differentiated instruction dialogue and PD development utilizing the instructional coach
- Meet weekly in Collaborative Planning Teams
- Students in RTI process with goals in Math will engage in IXL online

### STAR 360 Reading 3-5

Data collected from the Consolidated Progress Report measuring the Median Percentile Rank on Star Reading Enterprise

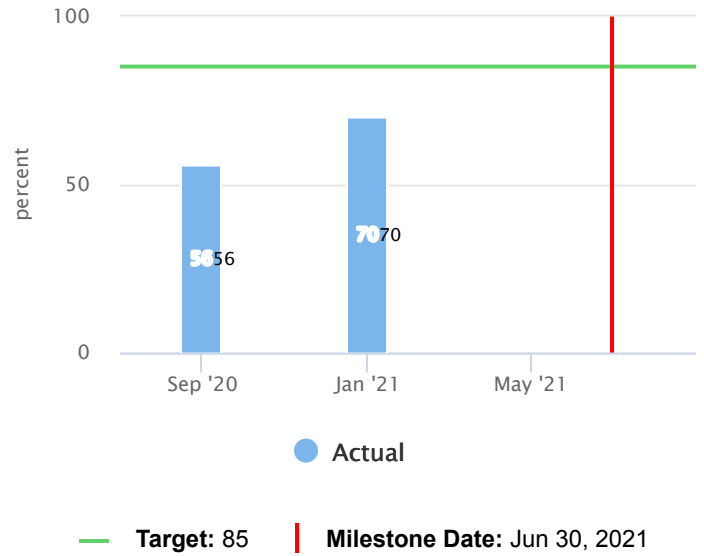
Last Update: Sep 30, 2021 16:18:14



### Acadience Reading K-3

Data collected using the Comparing Measures Composite Score to determine the percentage of students At or Above Grade Level in Reading

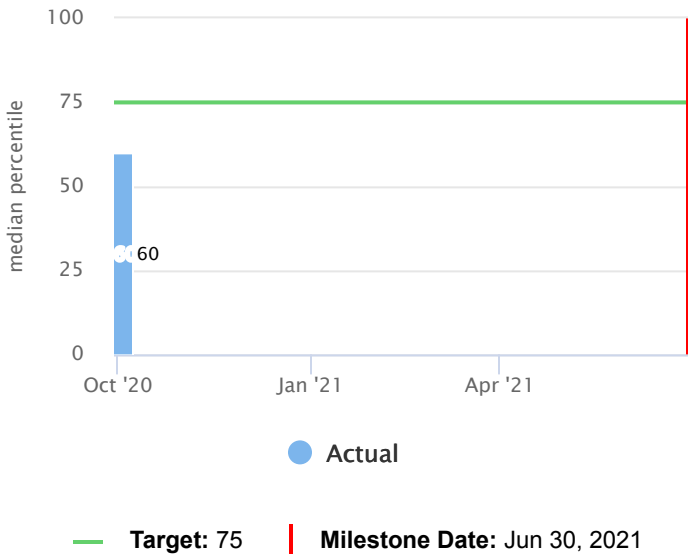
Last Update: Jan 07, 2021 15:36:23



### STAR 360 Math 3-5

Data collected from the Consolidated Progress Report measuring the Median Percentile Rank on Star Math Enterprise

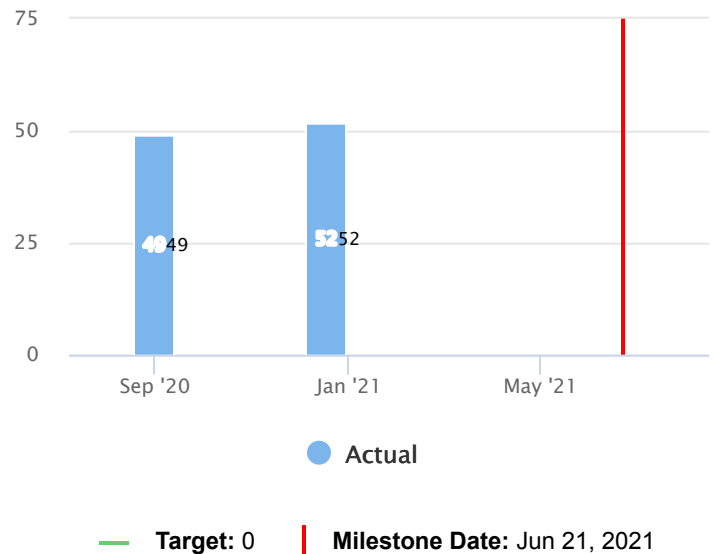
Last Update: Sep 29, 2020 16:50:37



### Acadience Math K-2

Data collected using the Composite Score to determine the percentage of students At or Above Grade Level in Math

Last Update: Jan 15, 2021 21:29:16



## Action Plan 6.2

Progress 60%

People

Updated on Jun 04, 2021 16:16:54

Provide opportunities for transparency and input through soliciting feedback and understanding during meetings with agendas and exit tickets.

### Project (Goals) 6.2.1

Updated on Mar 04, 2021 15:32:47

Jul 01, 2020 - Jun 30, 2021

Progress 60%

✓Conduct 30/90 day meetings with new employees

SY21 Increase employee satisfaction and engagement

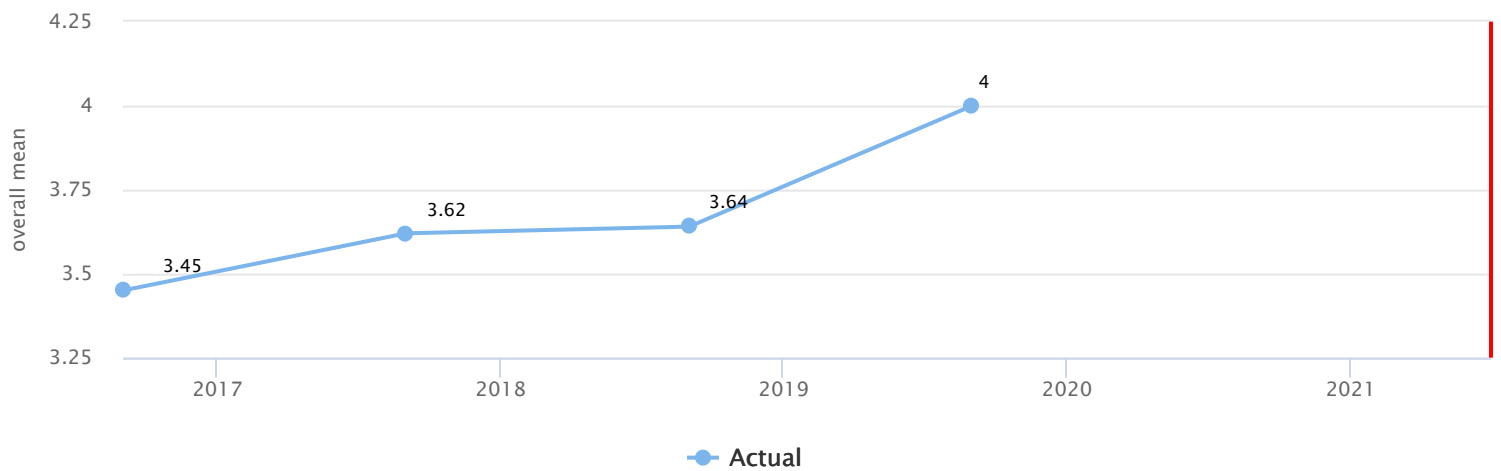
✓Share rounding summary with staff after rounding sessions

#### Checklist (Equal Weighting) : 3/5

- ~~Conduct 30/90 day meetings with new employees~~
- Share rounding summary with staff after rounding sessions
- ~~Rollout Employee survey results with staff~~
- Suvery staff on what success looks like in specific ares of the EE survey
- ~~Provide oportunites for transparency and input~~

## Employee Engagement survey

Last Update: Oct 05, 2020 18:44:26





### Action Plan 6.3

Progress 75%

Service

Updated on Sep 02, 2021 20:21:35

CLDE teacher conducted home visits to families of ELL students to touch base and communicate upcoming events, progress toward goals, and provide connection between home and school.

#### Project (Goals) 6.3.1

Jul 01, 2020 - Jun 30, 2021

Progress 75%

Updated on Jan 15, 2021 21:30:41

Changes in checklist result in an update in status and/or progress

SY21 Increase parent satisfaction and positive communication home

Previous

Monitor teacher communication logs

Ensure each family receives personal contact via zoom or phone call

Ensure all students receive a welcome note

Each student is provided a positive note or call home each semester

#### Checklist (Equal Weighting) : 3/4

- Monitor teacher communication logs
- ~~Ensure each family receives personal contact via zoom or phone call~~
- ~~Ensure all students receive a welcome note~~
- ~~Each student is provided a positive note or call home each semester~~

Updated

Monitor teacher communication logs

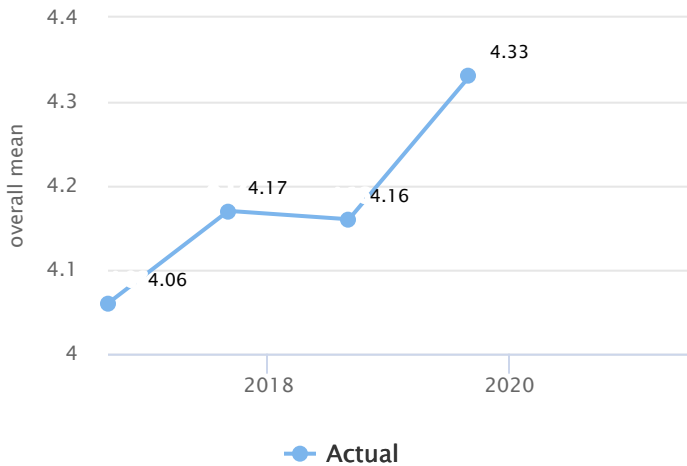
Ensure each family receives personal contact via zoom or phone call

Ensure all students receive a welcome note

Each student is provided a positive note or call home each semester

#### Parent Satisfaction Survey

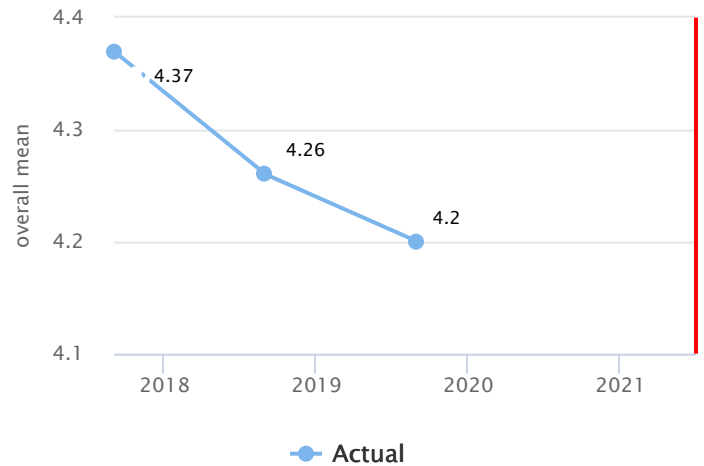
Last Update: Oct 05, 2020 20:24:33



Target: 0 | Milestone Date: Jun 30, 2021

#### Student Engagement Survey

Last Update: Oct 05, 2020 20:25:27



Target: 0 | Milestone Date: Jun 30, 2021

## Action Plan 6.4

Progress 0%

Innovation & Growth

Updated on Sep 02, 2021 20:23:05

Working toward an increased social media presence.

### Project (Goals) 6.4.1

Jul 01, 2020 - Jun 30, 2021

Progress 33%

SY21 Increase student enrollment

#### Checklist (Equal Weighting) : 2/6

- ~~Host Kindergarten Open house in the spring for incoming families~~
- Conduct home visits for kindergarten families
- Provide robust afterschool opportunities
- Produce brochure communicating highlights of SRES
- ~~Update school website and teacher pages~~
- Evaluate social media presence